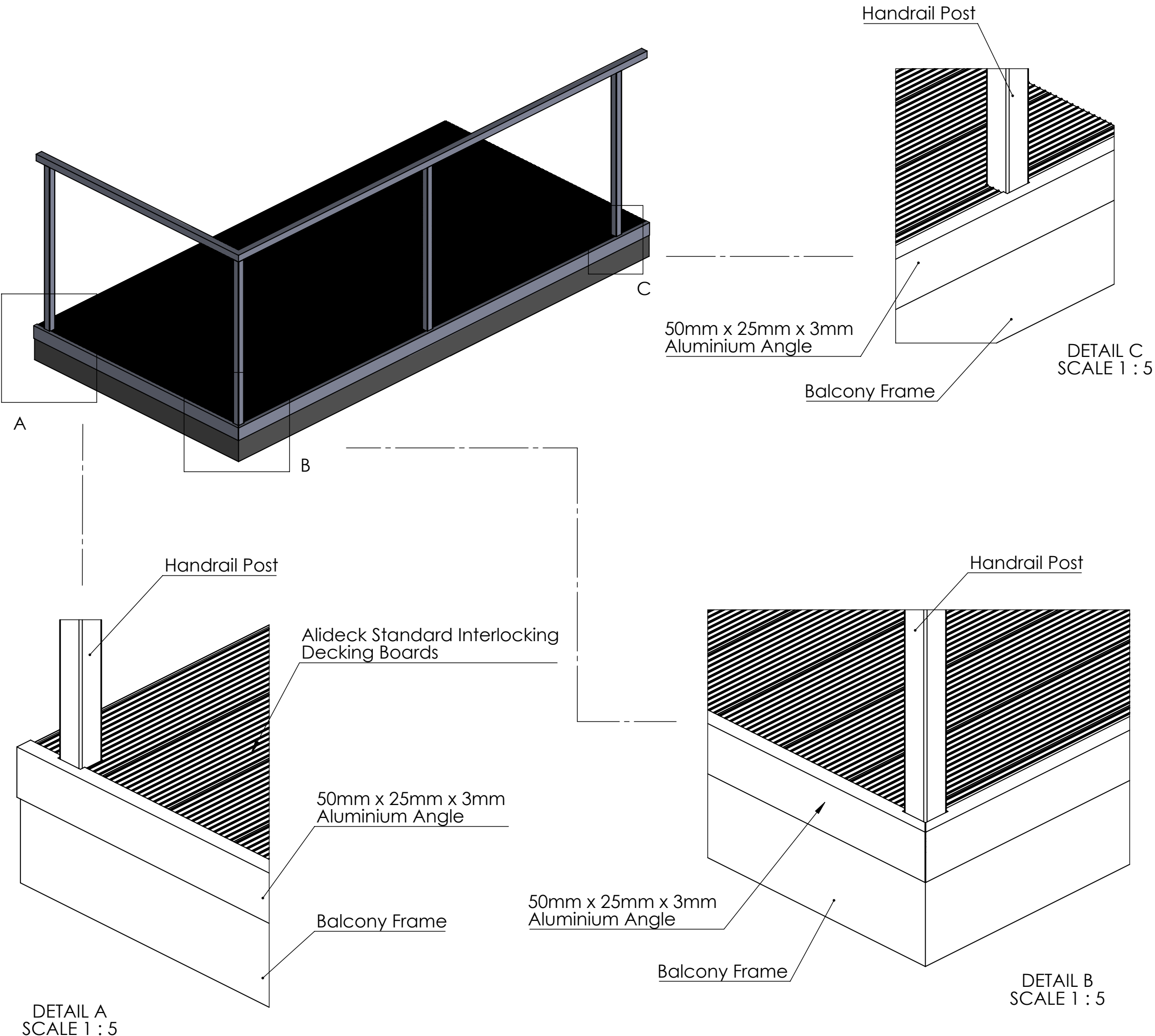


Alideck - Edging Detail (How to Cut)



Notes.
 Contractor to be responsible for checking this scheme against architects drawings/site requirements and to advise Alideck immediately of any discrepancies. Orders placed against Alideck drawing reference assume approval of this scheme. Any materials required over and above the quantities given, will be charged accordingly.

Customer Sign Off.
 Sign _____
 Date _____

Record Of Revision Changes.
 1. Creation of drawing (V1)

Board Colour
 TBC

Delivery and Storage.
 When delivered check that all boards and joists are present. Check whether the boards or joists have suffered any visible damage in transit Damaged panels must be noted on the delivery document and replaced if necessary. The boards and joists are delivered on a pallet (protected) and should also be stored this way on site. Do not store boards or joists standing upright.

Delivery Address



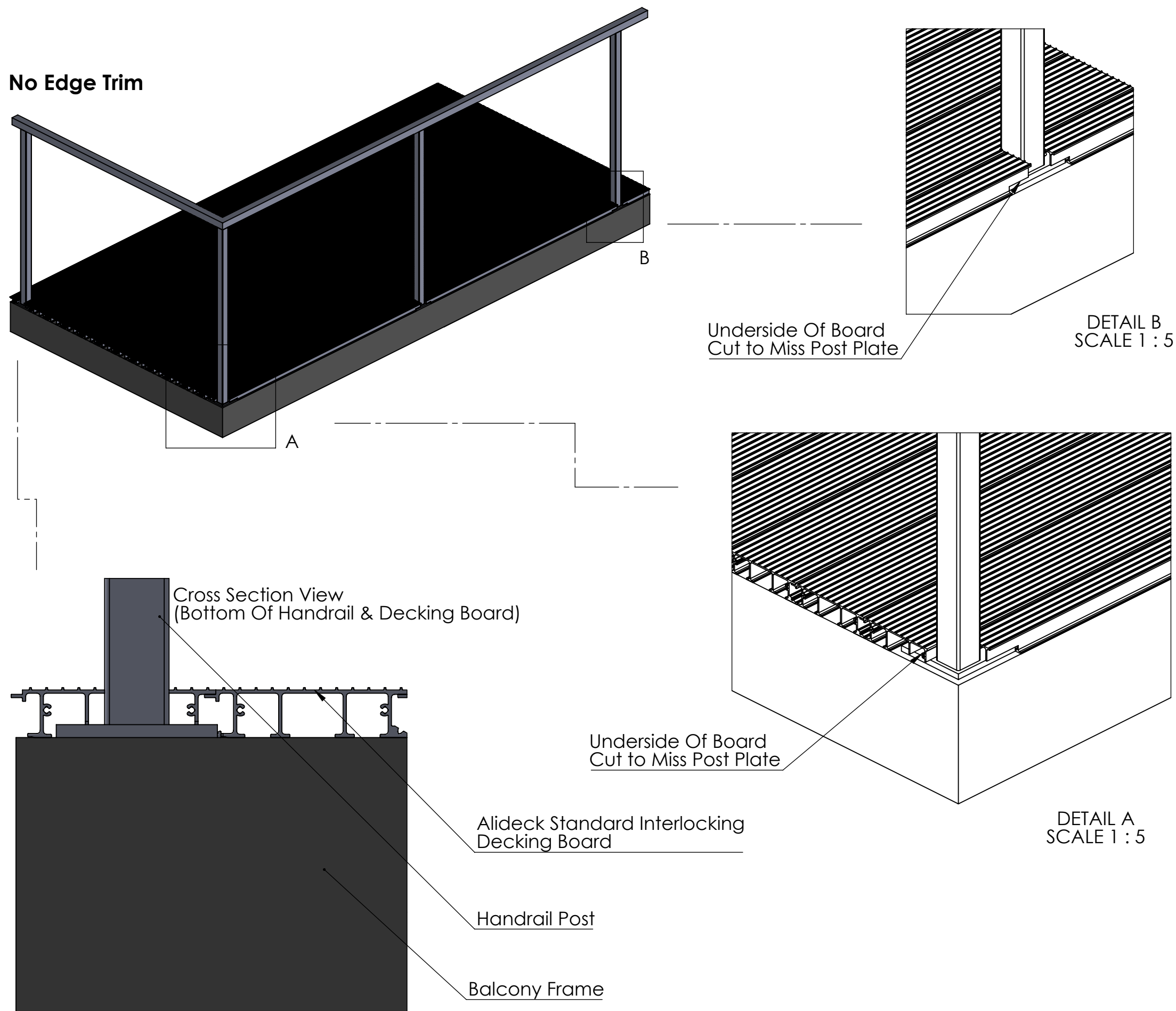
This drawing and the product it displays is the sole property of The Milwood Group any reproduction of this drawing or product without the written permission of The Milwood Group is prohibited.

Drawing Title:
 Alideck - Edging Detail (How to Cut)

Product:
 Alideck - Edging Detail (How to Cut)

Date 08.11.2019	Page Size A3 (L)	Scale DNS	Drawn RBI
Issuer MIL	Sequence 000001	(To) +/- TBC	Rev V1
If in any doubt about details on this drawing call us on 01622 235 672		Finish PPC	Page 1 of 3

Alideck - Edging Detail (How to Cut)



Notes.
Contractor to be responsible for checking this scheme against architects drawings/site requirements and to advise Alideck immediately of any discrepancies. Orders placed against Alideck drawing reference assume approval of this scheme. Any materials required over and above the quantities given, will be charged accordingly.

Customer Sign Off.
Sign _____
Date _____

Record Of Revision Changes.
1. Creation of drawing (V1)

Board Colour
TBC

Delivery and Storage.
When delivered check that all boards and joists are present. Check whether the boards or joists have suffered any visible damage in transit Damaged panels must be noted on the delivery document and replaced if necessary. The boards and joists are delivered on a pallet (protected) and should also be stored this way on site. Do not store boards or joists standing upright.

Delivery Address

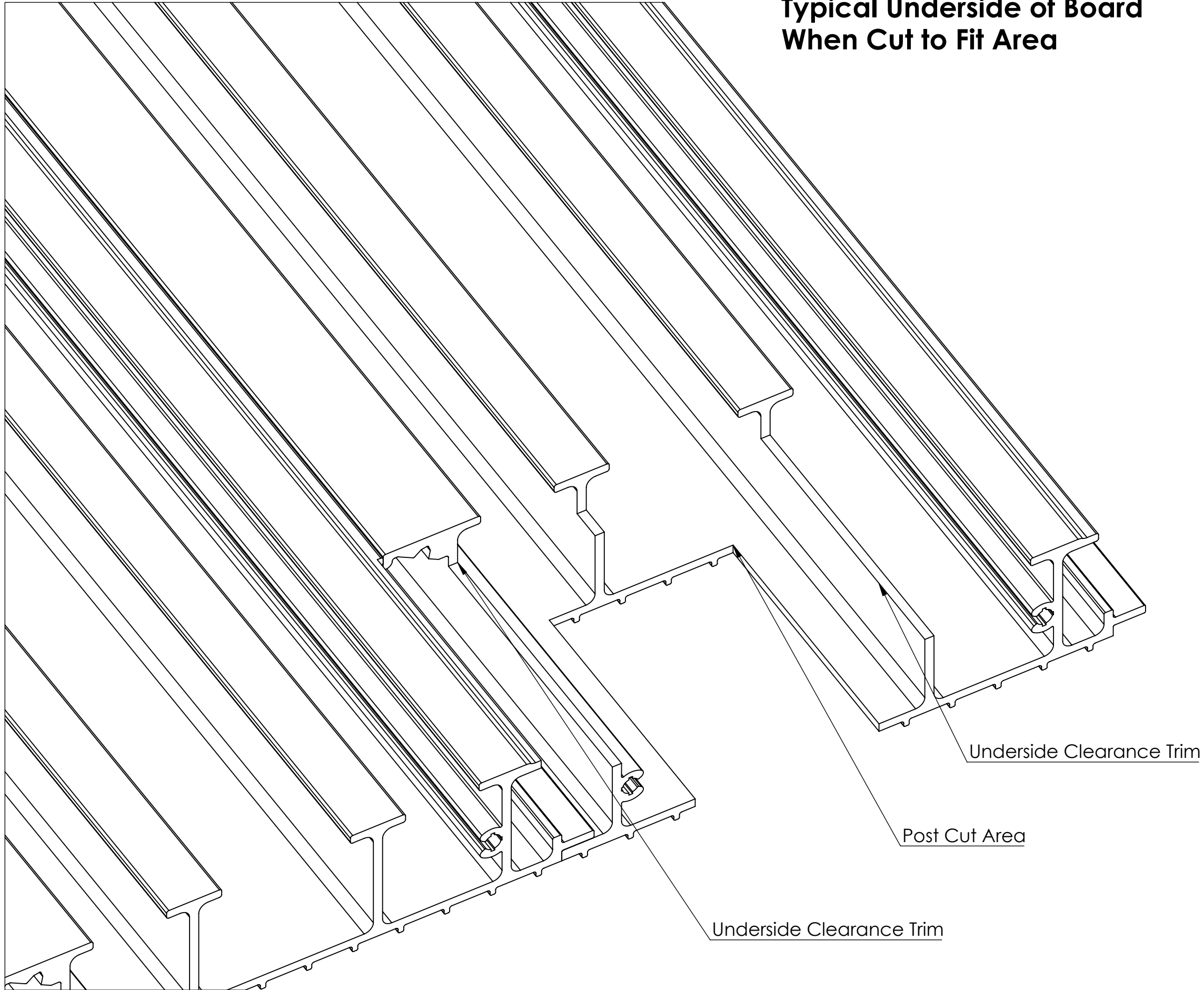


This drawing and the product it displays is the sole property of The Milwood Group any reproduction of this drawing or product without the written permission of The Milwood Group is prohibited.

Drawing Title:
Alideck - Edging Detail (How to Cut)

Product:
Alideck - Edging Detail (How to Cut)

Date	Page Size	Scale	Drawn
08.11.2019	A3 (L)	DNS	RBI
Issuer	Sequence	(To)	Rev
MIL	000001	+/- TBC	V1
If in any doubt about details on this drawing call us on 01622 235 672		Finish	Page
		PPC	2 of 3



**Typical Underside of Board
When Cut to Fit Area**

Notes.
Contractor to be responsible for checking this scheme against architects drawings/site requirements and to advise Alideck immediately of any discrepancies. Orders placed against Alideck drawing reference assume approval of this scheme. Any materials required over and above the quantities given, will be charged accordingly.

Customer Sign Off.
Sign _____
Date _____

Record Of Revision Changes.
1. Creation of drawing (V1)

Board Colour
TBC

Delivery and Storage.
When delivered check that all boards and joists are present. Check whether the boards or joists have suffered any visible damage in transit Damaged panels must be noted on the delivery document and replaced if necessary. The boards and joists are delivered on a pallet (protected) and should also be stored this way on site. Do not store boards or joists standing upright.

Delivery Address

From

This drawing and the product it displays is the sole property of The Milwood Group any reproduction of this drawing or product without the written permission of The Milwood Group is prohibited.

Drawing Title:
Alideck - Edging Detail (How to Cut)

Product:
Alideck - Edging Detail (How to Cut)

Date 08.11.2019	Page Size A3 (L)	Scale DNS	Drawn RBI
Issuer MIL	Sequence 000001	(To) +/- TBC	Rev V1
If in any doubt about details on this drawing call us on 01622 235 672		Finish PPC	Page 3 of 3